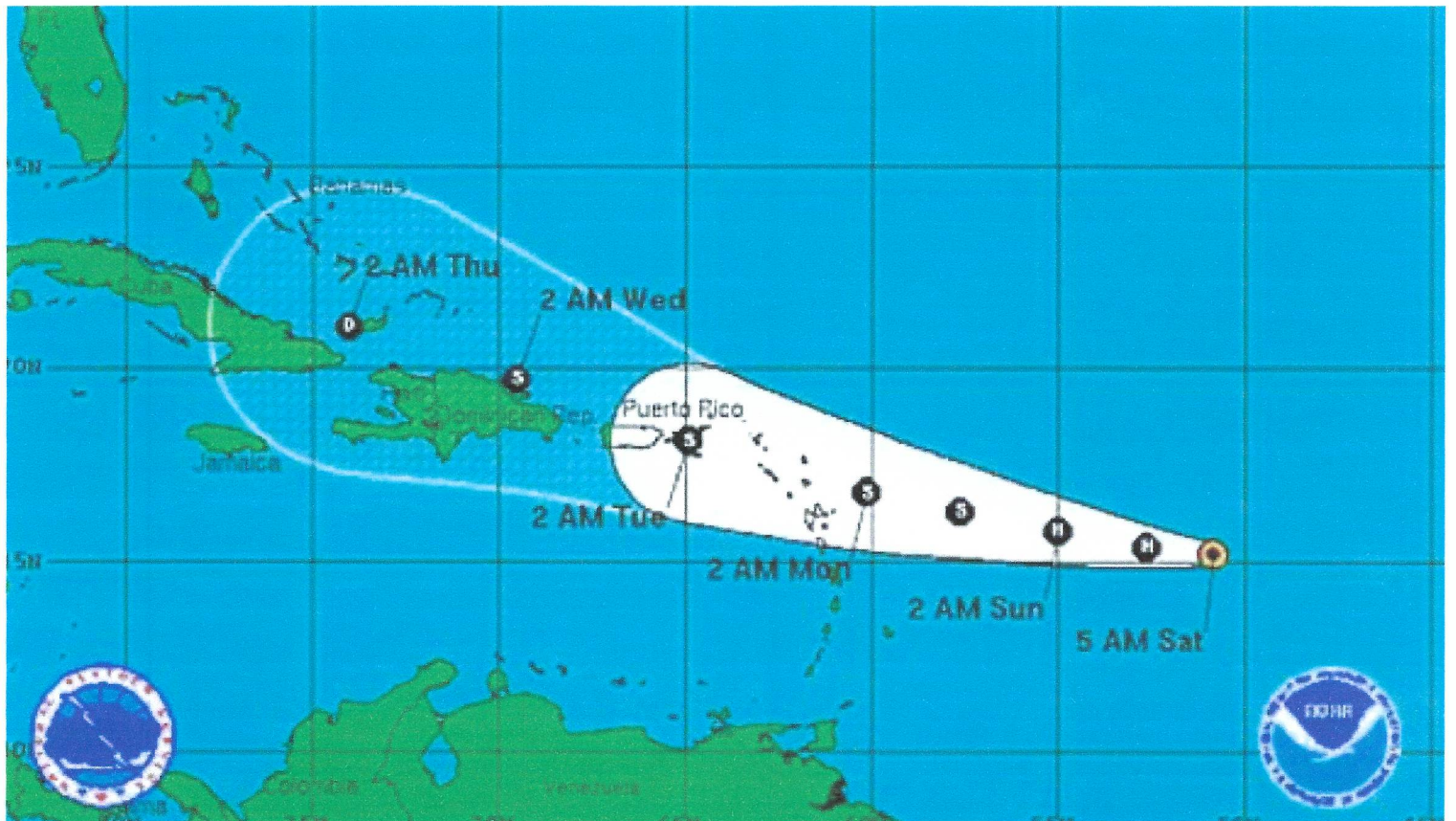


Hurricane Preparedness Guide

the Preserve at
BOTANY BAY™



Hurricane / Tropical STORM GUIDE

The following guidelines are to assist you in making decisions about what actions to take to safeguard yourself, family, and property due to hurricane and tropical storm threats.

Be aware that it is impossible to precisely predict the movements of hurricanes and tropical storms so you must stay alert, informed, and prepared during the entire period of any potential hurricane and tropical storm threat to this island. Safety precautions and preparations must be made well before any damaging effects of the storm arrive. Damaging effects of hurricanes and tropical storms may take place in the form of surf, wind, and rain. **Remember that strong winds, high surf, and torrential rains can affect the Island when the center of the storm is several hundred miles away.**

To protect yourself and property, you are asked to familiarize yourself with the following definitions:

Hurricane *WATCH*

Issued whenever there is a good possibility of hurricane conditions of **damaging winds, surf and flooding rains** occurring anytime within 36 hours.

Anytime
Within
36
Hours

This is the time to take action and commence preparations for your family, business and property.

Hurricane *WARNING*

Issued when there is a high probability of **hurricane force winds** occurring anytime within 24 hours. It is stressed that advance warnings may not be possible for specific areas of the island, and

Anytime
Within
24
Hours

you must stay on the alert and complete all safety precautions once hurricane warnings are issued. Keep in mind that a Hurricane Warning may not always be preceded by a Hurricane Watch.

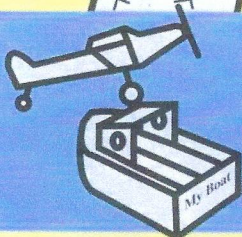
Hurricane / Tropical Storm PREPAREDNESS

The time to take action and commence preparations for your family, business, and property is before hurricane hazards affect your area.



Develop a family and business emergency plan.

- Transportation readiness
- Evacuation routes / timing
- Securement of homes, businesses and property
- Care of pets and animals



If you own a boat or a small aircraft-

Take actions to safeguard your crafts and complete your actions before damaging surf or winds and flooding rains arrive. **All coastal areas will be closed during the storm and roadways can be blocked by debris without warning.**



Prepare a home survival kit.

You can assume that if a hurricane or tropical storm strikes your area, all utilities will be affected. **Be ready to cope with loss of water, electricity, gas, and telephone services.**



Prepare an evacuation kit.

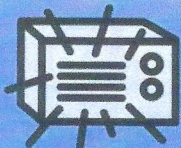
Know your area. Prepare evacuation plans ahead of time, if your home, business or other property may be endangered by high surf, flooding, or winds. **Be prepared to evacuate before the danger arrives.**



Who should evacuate?

- Residents along **low lying coastal areas**. Use tsunami evacuation map (phonebook) as guidelines
- Residents along **ridge lines exposed to strong winds**
- Residents in **low lying areas subject to flooding**
- Residents of **wooden frame or other lightly-constructed buildings**

(Evacuation center openings and locations will be announced on local Hawaii Island radio stations. As a planning guide, your nearest public school with reinforced buildings will be designated as a evacuation center.)




Stay calm, stay alert, and stay informed.

Listen to your local radio stations for official announcements by the National Weather Service.

SECURING

Inside Homes and Businesses




INSIDE Your Home / Business

- Tape glass windows on the inside with large Xs to reduce shattering. Draw drapes and blinds as added protection. If glass windows have not been boarded or taped, attach a cloth over the inside of the windows to protect from shattering. (Taping of windows will not protect them from breaking but will lessen the hazard of flying glass.)
- Wedge sliding glass doors with a brace or broom handle to prevent them from being lifted from their tracks or from being ripped loose by wind vibrations.
- Unplug all unnecessary appliances. Shut off gas valves.
- Turn refrigerators and freezers to coldest setting. Do not open unless necessary. (This is done in case power is lost during the storm.)
- If you are going to evacuate your premises shut off electricity at main switch, and gas and water at their main valves.
- Package your valuables such as jewelry, titles, deeds, insurance papers, licenses, stocks, bonds, inventory, etc. for safekeeping in waterproof containers. Take these valuables with you if you are going to evacuate your premises.

NOTE: You should complete your securement well before the hazards arrive.

SECURING

Outside Homes and Businesses

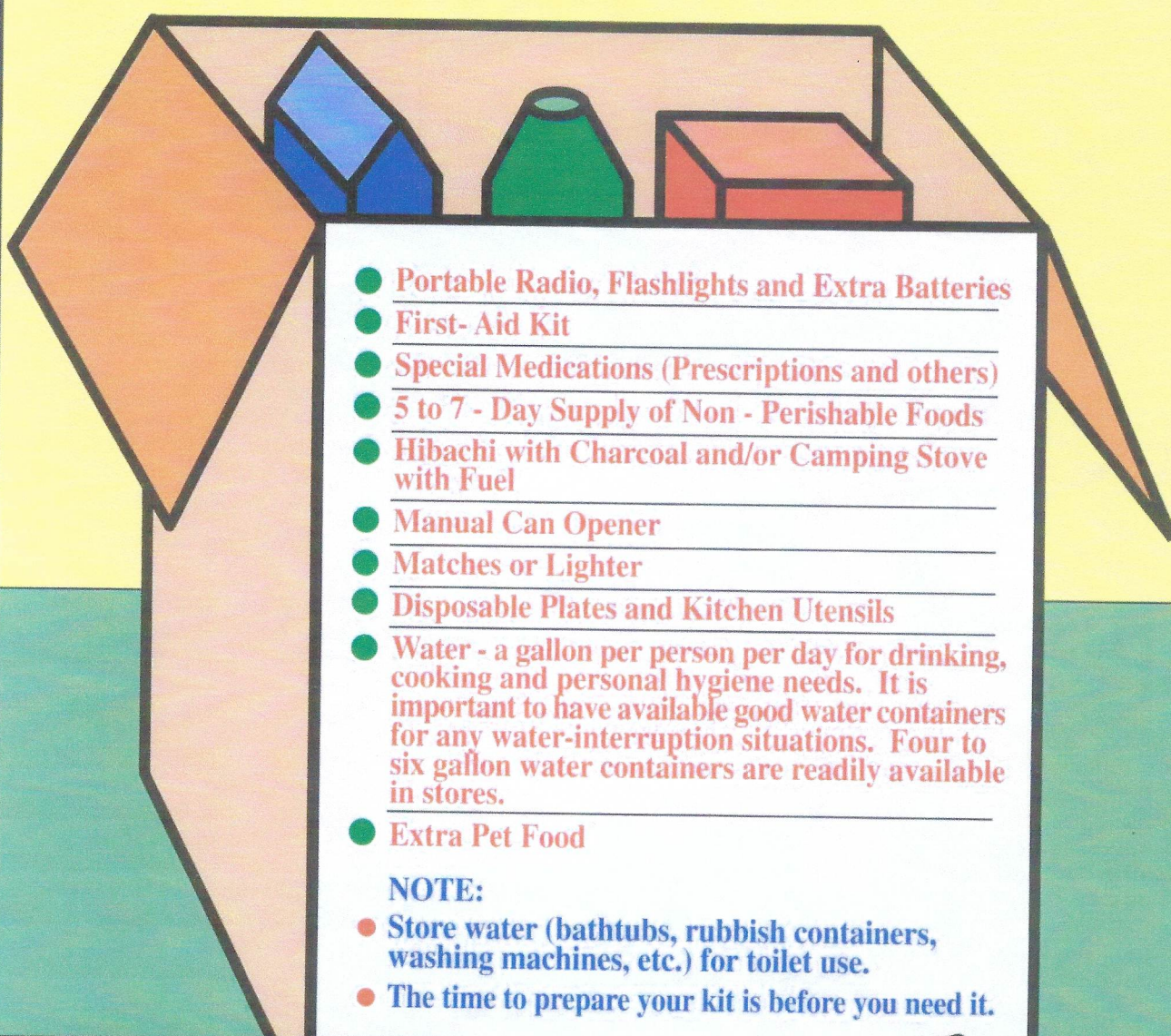


OUTSIDE Your Home / Business

- Take down canvas awnings or roll them up and lash them with sturdy rope or twine.
- Board up windows using lumber securely fastened.
- Check door locks to assure that they will not blow open.
- Check outdoor items that might blow away or be torn loose. Secure these items as best as possible or take them indoors.
- Store chemicals, fertilizers and other toxic materials in a safe section or secure area of the premises.


NOTE: You should complete your securement well before the hazards arrive.

Recommended HOME SURVIVAL KIT

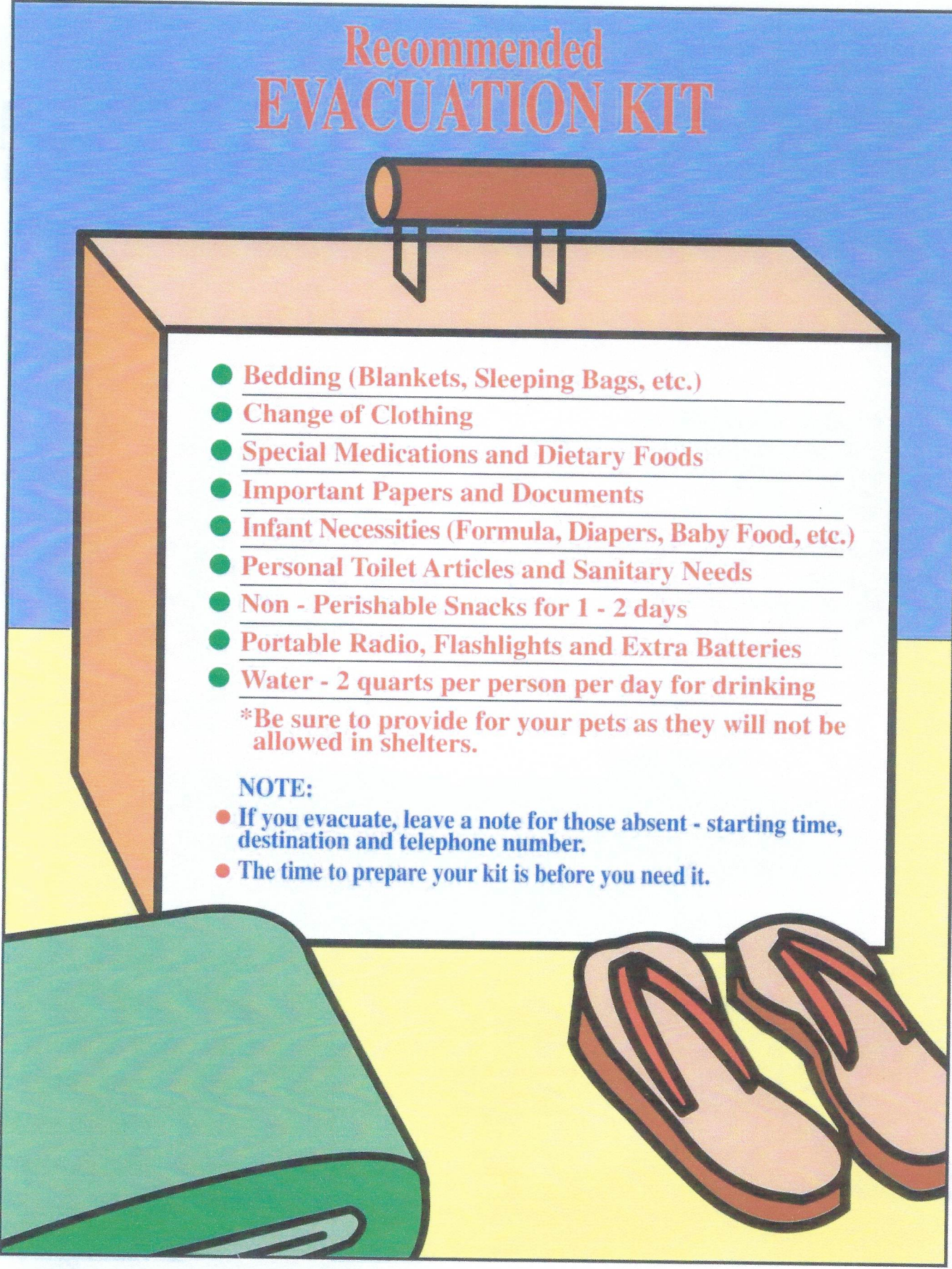
- 
- Portable Radio, Flashlights and Extra Batteries
 - First-Aid Kit
 - Special Medications (Prescriptions and others)
 - 5 to 7 - Day Supply of Non - Perishable Foods
 - Hibachi with Charcoal and/or Camping Stove with Fuel
 - Manual Can Opener
 - Matches or Lighter
 - Disposable Plates and Kitchen Utensils
 - Water - a gallon per person per day for drinking, cooking and personal hygiene needs. It is important to have available good water containers for any water-interruption situations. Four to six gallon water containers are readily available in stores.
 - Extra Pet Food

NOTE:

- Store water (bathtubs, rubbish containers, washing machines, etc.) for toilet use.
- The time to prepare your kit is before you need it.



Recommended EVACUATION KIT

- 
- Bedding (Blankets, Sleeping Bags, etc.)
 - Change of Clothing
 - Special Medications and Dietary Foods
 - Important Papers and Documents
 - Infant Necessities (Formula, Diapers, Baby Food, etc.)
 - Personal Toilet Articles and Sanitary Needs
 - Non - Perishable Snacks for 1 - 2 days
 - Portable Radio, Flashlights and Extra Batteries
 - Water - 2 quarts per person per day for drinking

*Be sure to provide for your pets as they will not be allowed in shelters.

NOTE:

- If you evacuate, leave a note for those absent - starting time, destination and telephone number.
- The time to prepare your kit is before you need it.

TERMS TO KNOW

Tropical Disturbance: A moving area of thunderstorms in the tropics that maintains its identity for 24 hours or more. A common phenomenon in the tropics.

Tropical Depression: Rotary circulation, sustained wind speed 38 miles per hour (33 knots) or less.

Tropical Storm: Distinct rotary circulation, sustained wind speed range of 39-73 miles per hour (34-63 knots).

Hurricane: Pronounced rotary circulation, sustained wind speed of 74 miles per hour (64 knots) or more.

Small Craft Cautionary Statements. When a tropical cyclone threatens a coastal area, small craft operators are advised to remain in port or not to venture into the open sea.

Gale Warnings are issued when winds of 39-54 miles an hour (34-47 knots) are expected.

Storm Warnings are issued when winds of 55-73 miles an hour (48-63

knots) are expected.

A Hurricane Watch Issued whenever there is a good possibility of hurricane conditions of damaging winds, surf and flooding rains occurring **anytime within 36 hours**. This is the time to take action and commence some preparations for your family, business and property.

A Hurricane Warning Issued when there is a high probability of hurricane force winds occurring **anytime within 24 hours**. It is stressed that advance warnings may not be possible for specific areas of the island, and you must stay on the alert and complete all safety precautions once hurricane warnings are issued.

Flash Flood Watch means a flash flood is possible in the area; stay alert.

Flash Flood Warning means a flash flood is imminent or occurring; take immediate action.

Tornadoes spawned by hurricanes sometimes produce severe damage and casualties.